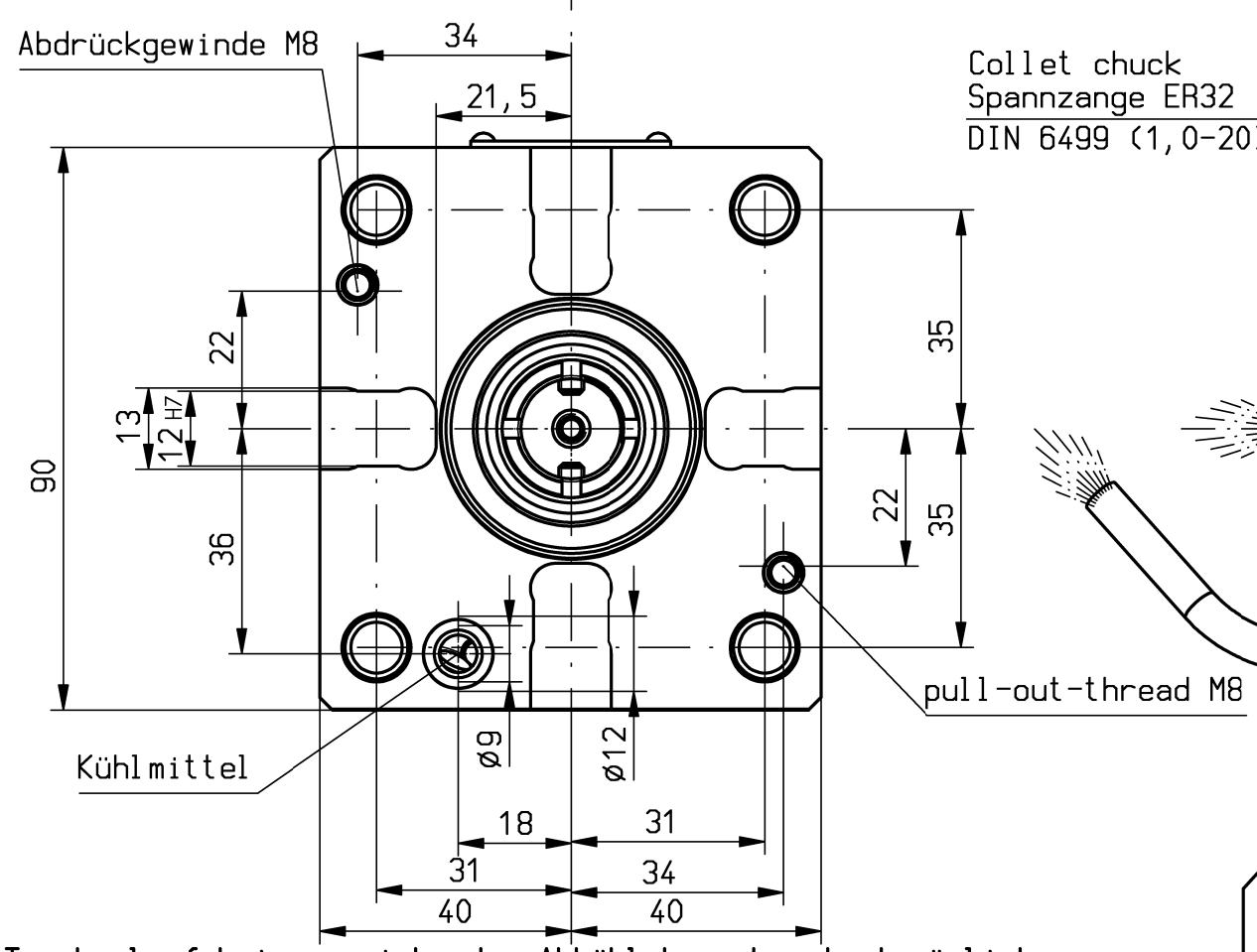

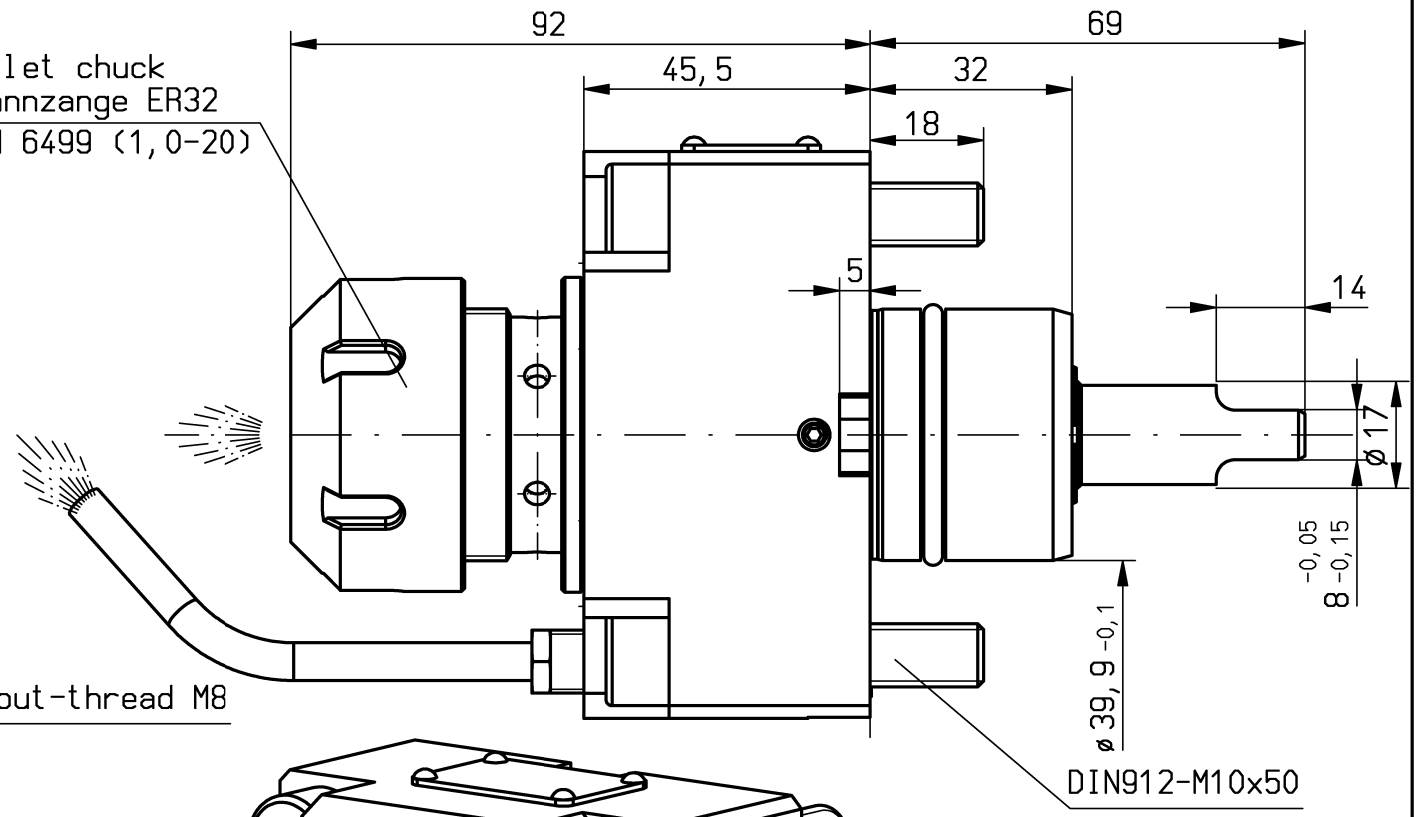

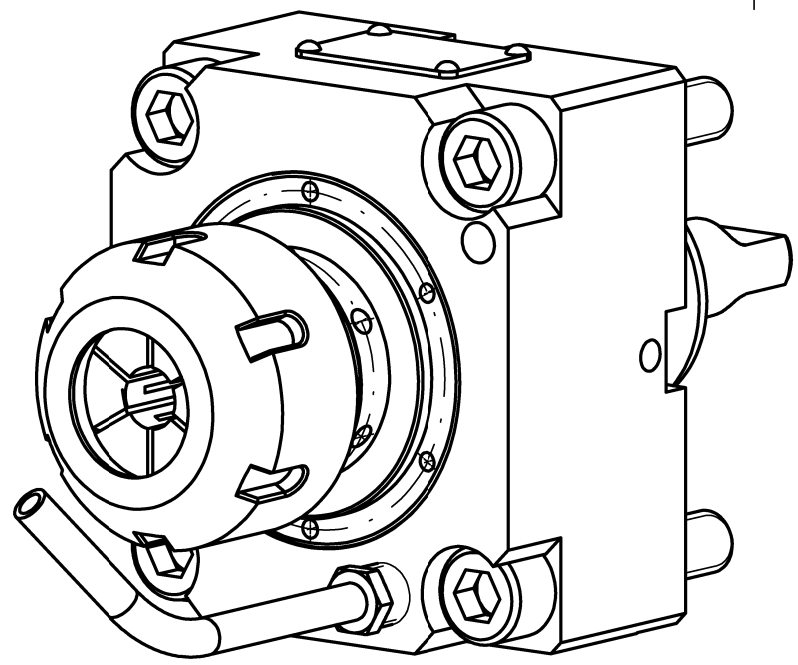

Trockenlauf bei ausreichender Abkühlphase konstant möglich.
keine Druckluft im Kühlmittel-Sytem zulässig
Max. Werkzeugtemperatur 90°C
continuous dry run possible with sufficient cooling phase.
no compressed air allowed in the cooling-system
Max. tool temperature 90°C.

n1(max) = 12.000 U/min
n2(max) = 12.000 U/min
M (max) = 70 Nm
i(n1/n2) = 1 : 1
p(max) = 70bar
Filterfeinheit: max. 0,05mm
grade of filtration: max. 0,05mm

keine Drehrichtungsumkehr
direction of rotation not reversal

Kühlmittelzufuhr intern durch die Spindel
und exten über Spritzrohr
internal coolant supply through the spindle
and external coolant supply through pipes

Gewicht ca. 5kg
weigth around 5kg

A173994			ID-Nr.	Allg. Tol. ISO 2768-m 20.04.2023		ZWN-Bl.	Maßstab 1:1
	manuelle Änderung						Werkstoff: Maßblatt
					Datum	Name	mimatic® Tool Systems
				Bearb.	05.10.2010	Weixler	mimatic 87488 Betzigau – Westendstraße 3
				Gepr.	20.02.2020	Ess	GmbH Tel.: 0831/57444-0 Fax.: -90
				F/M/Q			
				CAD: C:00157340.SZA			
				Zeichnungs-Nr.: 00037936			AGW-MS-A-40-ER32Ü-I-12K Blatt
01	12K rpm	20.02.2020	Ess				i=1:1 L=92 NZ1500 Bl.
Zust.	Änderung	Datum	Name	Urspr. 00037444			Ers. f.: Ers. d.: Plotserver

It is strictly prohibited to copy, reproduce or develop these drawings to third persons without having our written permission. A copyright violation involves a claim for damages and is indictable if it is premediative done. - Only for Information. Will not be replaced if changed!