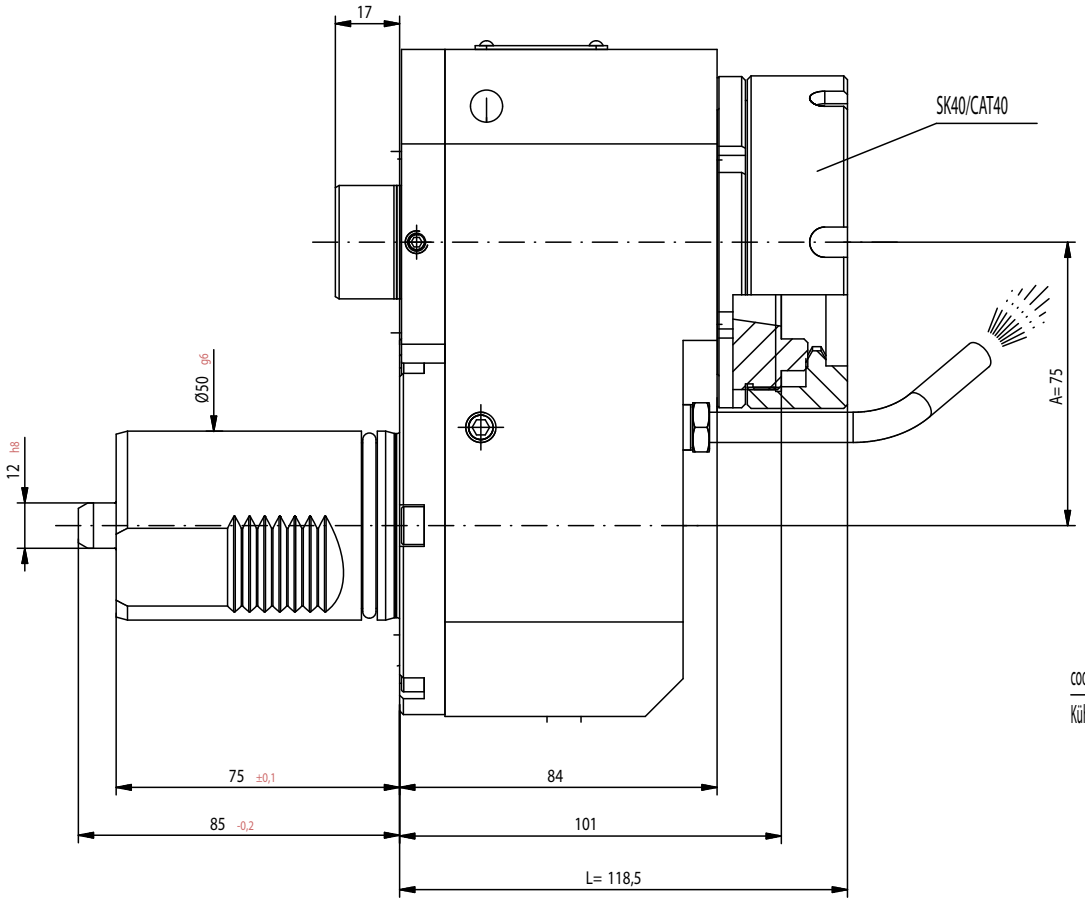

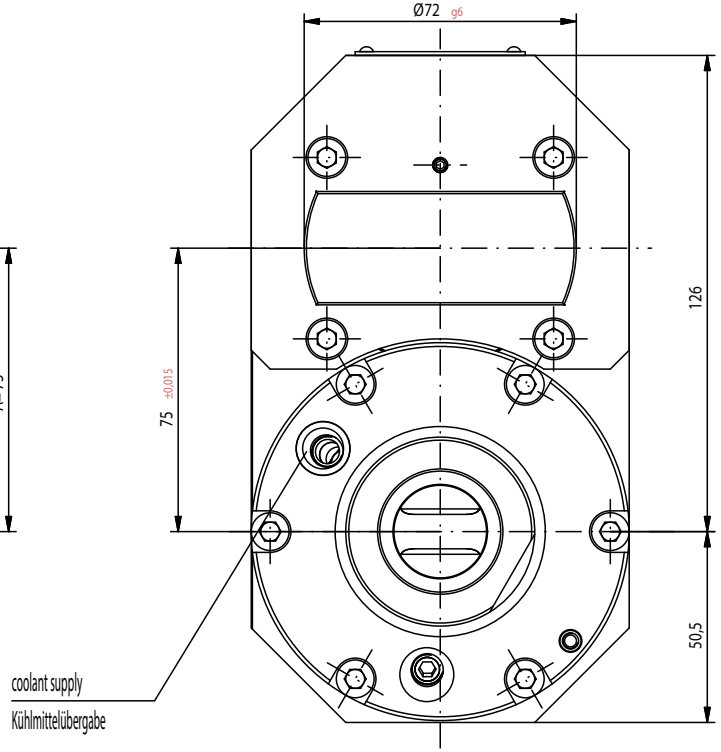

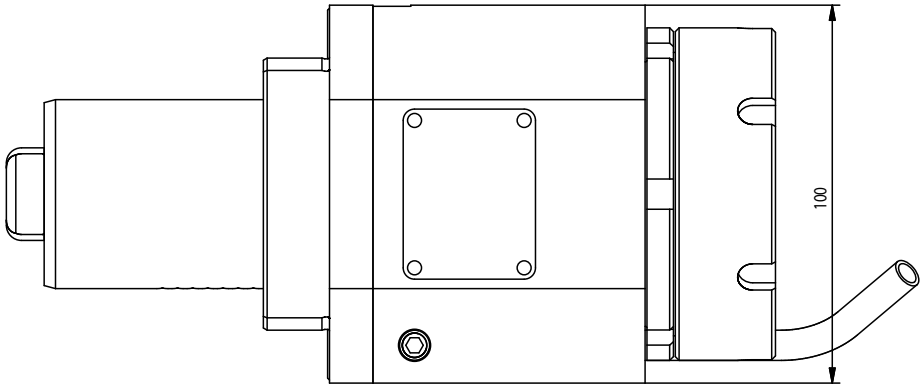

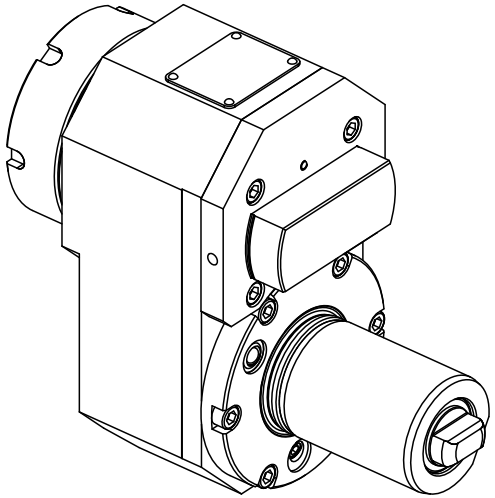

n1(max) = 6500 U/min
n2(max) = 6500 U/min
M (max) = 100 Nm
i(n1/n2) = 1 : 1

Drehrichtungsumkehr
direction of rotation reversal

Kühlmittelzufuhr e.K über Spritzrohr
external coolant supply through pipes

Gewicht ca. 11kg
weight around 11kg

It is strictly prohibited to copy, reproduce or develop these drawings to third persons without having our written permission. A copyright violation involves a claim for damages and is indictable if it is premediative done.
Fa. mimatic GmbH

A189974	ID-Nr.	Allg.Tol. ISO 2768-m	ZWN-Bl.
Maßstab 1:1		Werkstoff: Zusammenbau	
manuelle Änderung		Datum / Name	
Bearb. 14.12.2016 Schmalholz			
Gepr. 20.12.2016 Schmalholz			
F/M/Q			
CAD: C:00131249.SZA			
Zeichnungs-Nr: 00051129		AGW-MA-B-50-SK40/CAT40-E A=75 i=1:1 L118,5 MP630	Blatt Bl.
Zust. / Änderung / Datum / Name	Urspr. 00051128	Ers. f.:	Ers. d.:

mimatic Tool Systems
mimatic GmbH 87488 Betzigau - Westendstraße 3
Tel.:0831/57444-0 Fax.:-90