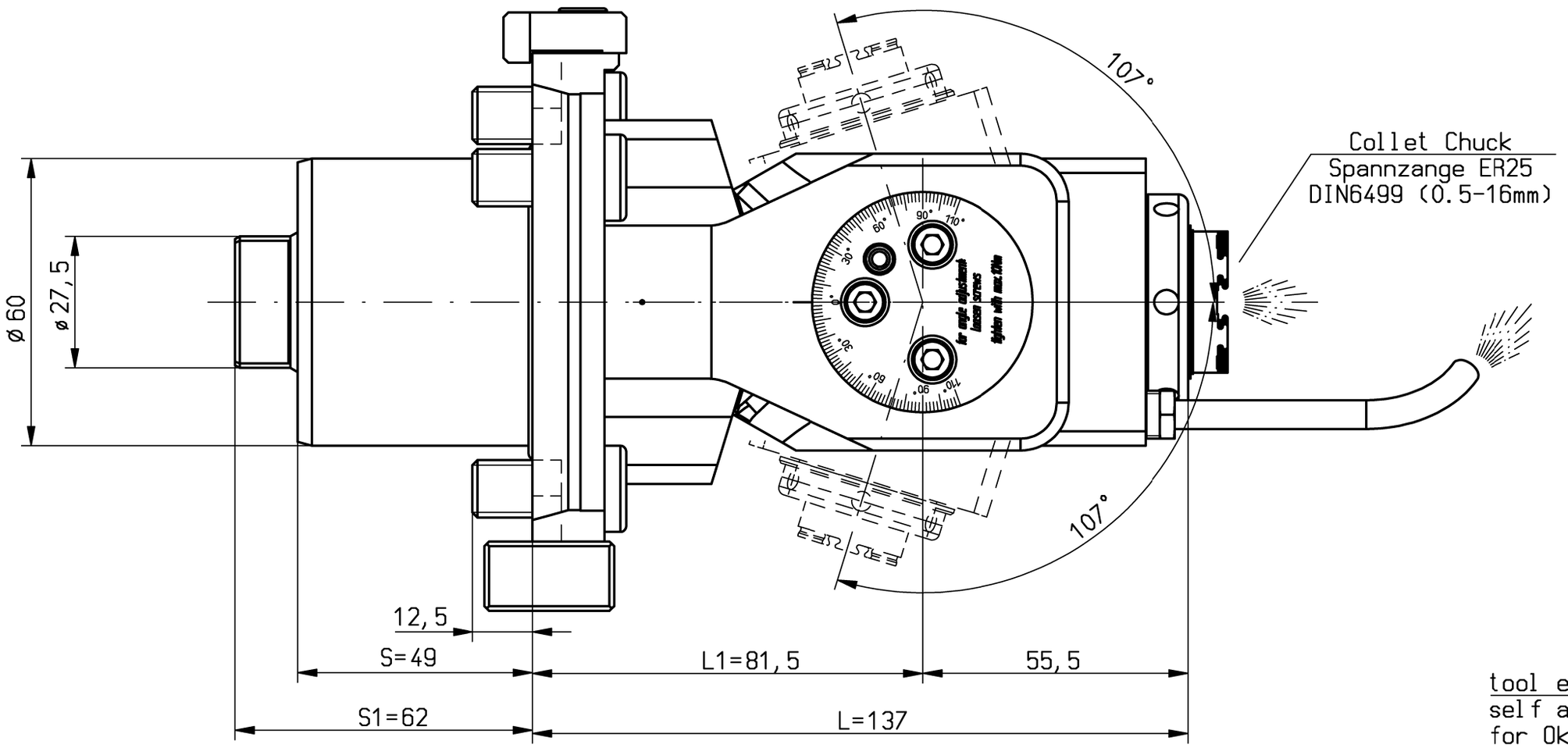

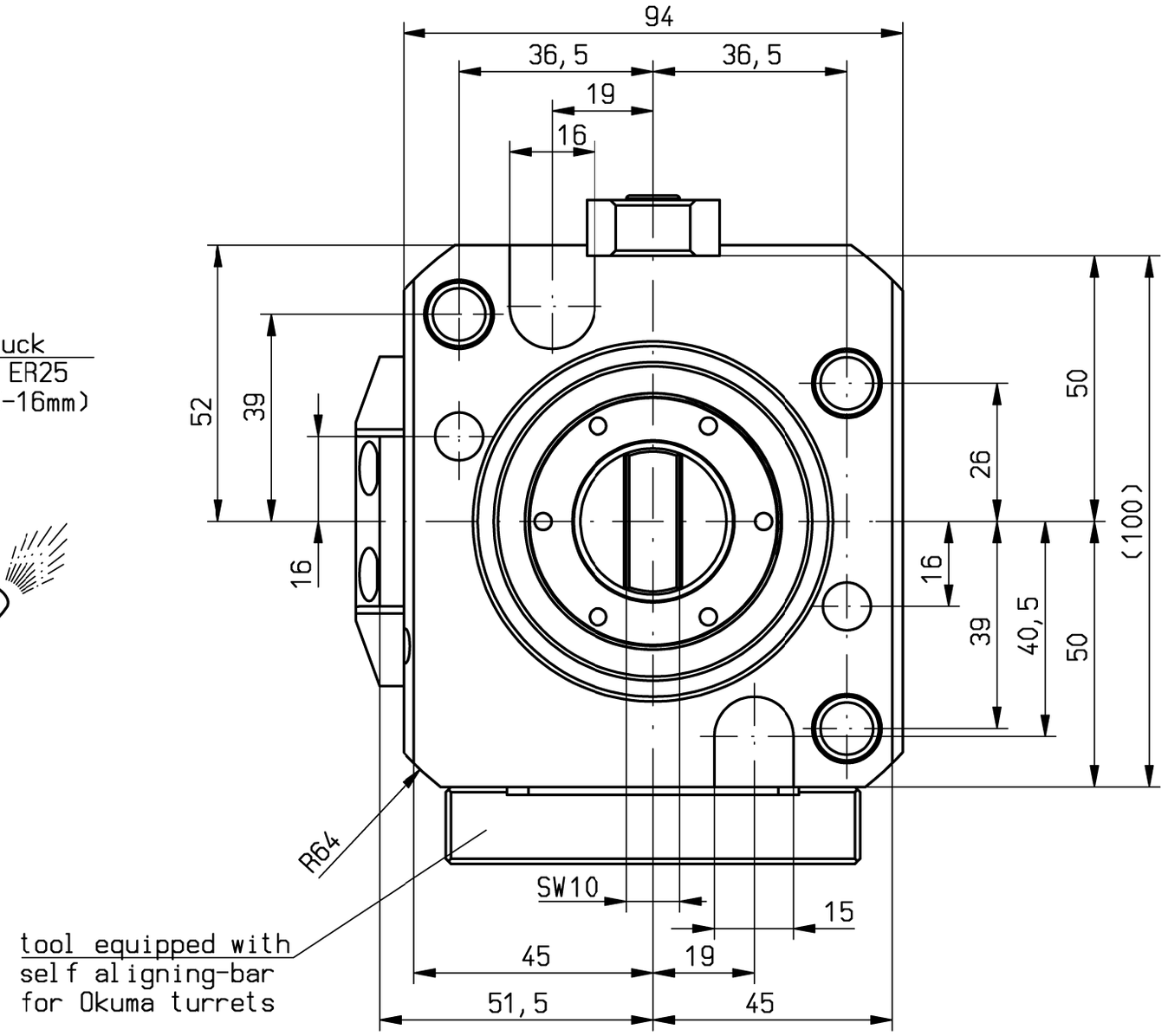

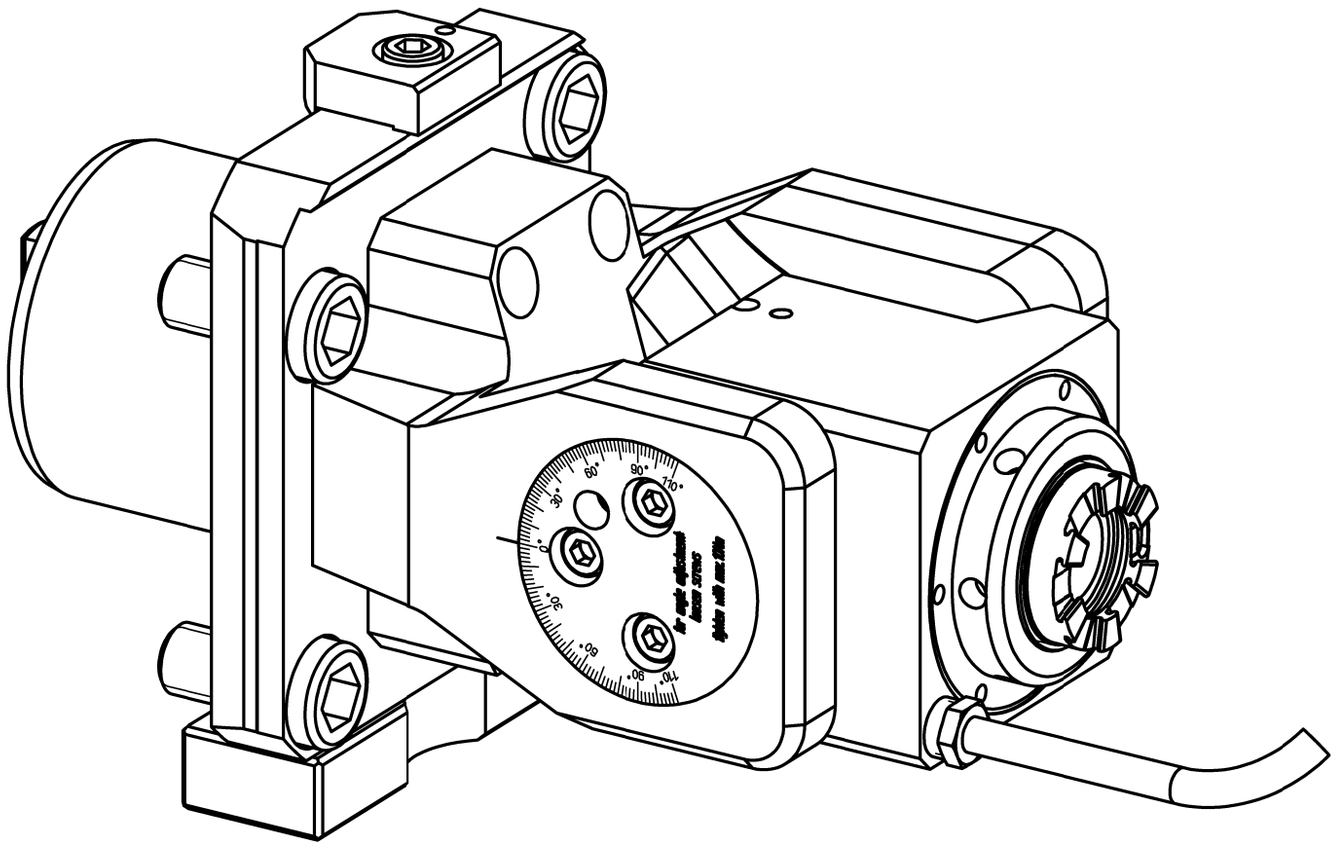

Trockenlauf bei ausreichender Abkühlphase konstant möglich.
Max. Werkzeugtemperatur 90°C
continuous dry run possible with sufficient cooling phase.
Max. tool temperature 90°C.

n1(max) = 10000 U/min
n2(max) = 10000 U/min
M (max) = 24 Nm
i(n1/n2) = 1 : 1
p(max) = 70bar
Filterfeinheit: max. 0,05mm
grade of filtration: max. 0,05mm

keine Drehrichtungsumkehr
direction of rotation not reversal

Kühlmittelzufuhr i.K. durch die Spindel
und e.K. über Spritzrohr
internal coolant supply through the spindle
and external coolant supply through pipes

Gewicht ca. 6kg
weigth around 6kg

A196361				ID-Nr.	Allg.Tol. ISO 2768-mK	ZWN-BL	Maßstab 1:1	24203551
					10.07.2024		Werkstoff: Maßblatt	
	manuelle Änderung					Datum	Name	
					Bearb.	23.09.2021	Schmalholz	mimatic® Tool Systems
					Gepr.	10.07.2024	Kropp	mimatic GmbH 87488 Betzigau – Westendstraße 3
					F/M/Q			Tel.: 0831/57444-0 Fax.: -90
					CAD: C:00184386.SZA			
					Zeichnungs-Nr.: 00059571		AGW-OK-02-60-ER25-I 1:1 L1=80 S1=62 24Nm	Blatt Bl.
02	auf neue Ausrichtlei	09.07.2024	Holzh					
01	ausdetailiert	05.07.2024	Holzh					
Zust.	Änderung	Datum	Name		Urspr. 00052306		Ers. f.:	Ers. d.: Plotserver

It is strictly prohibited to copy, reproduce or develop these drawings to third persons without having our written permission. A copyright violation involves a claim for damages and is indictable if it is premediative done. - Only for Information. Will not be replaced if changed!