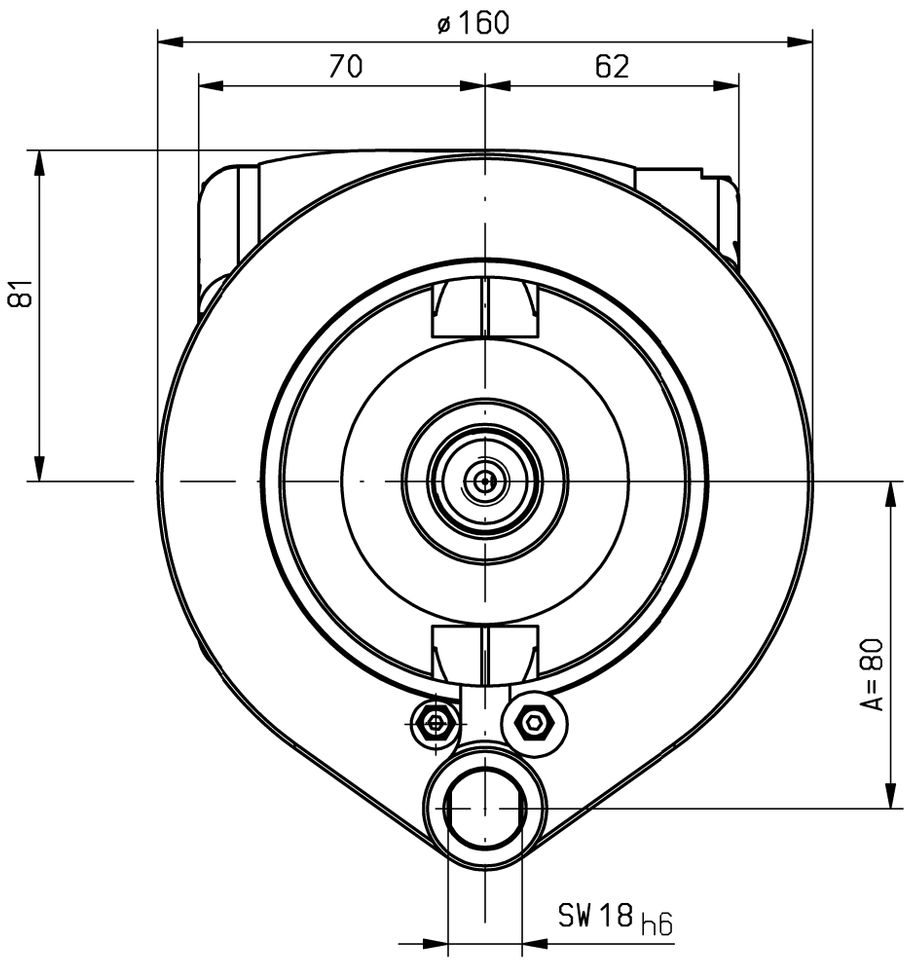

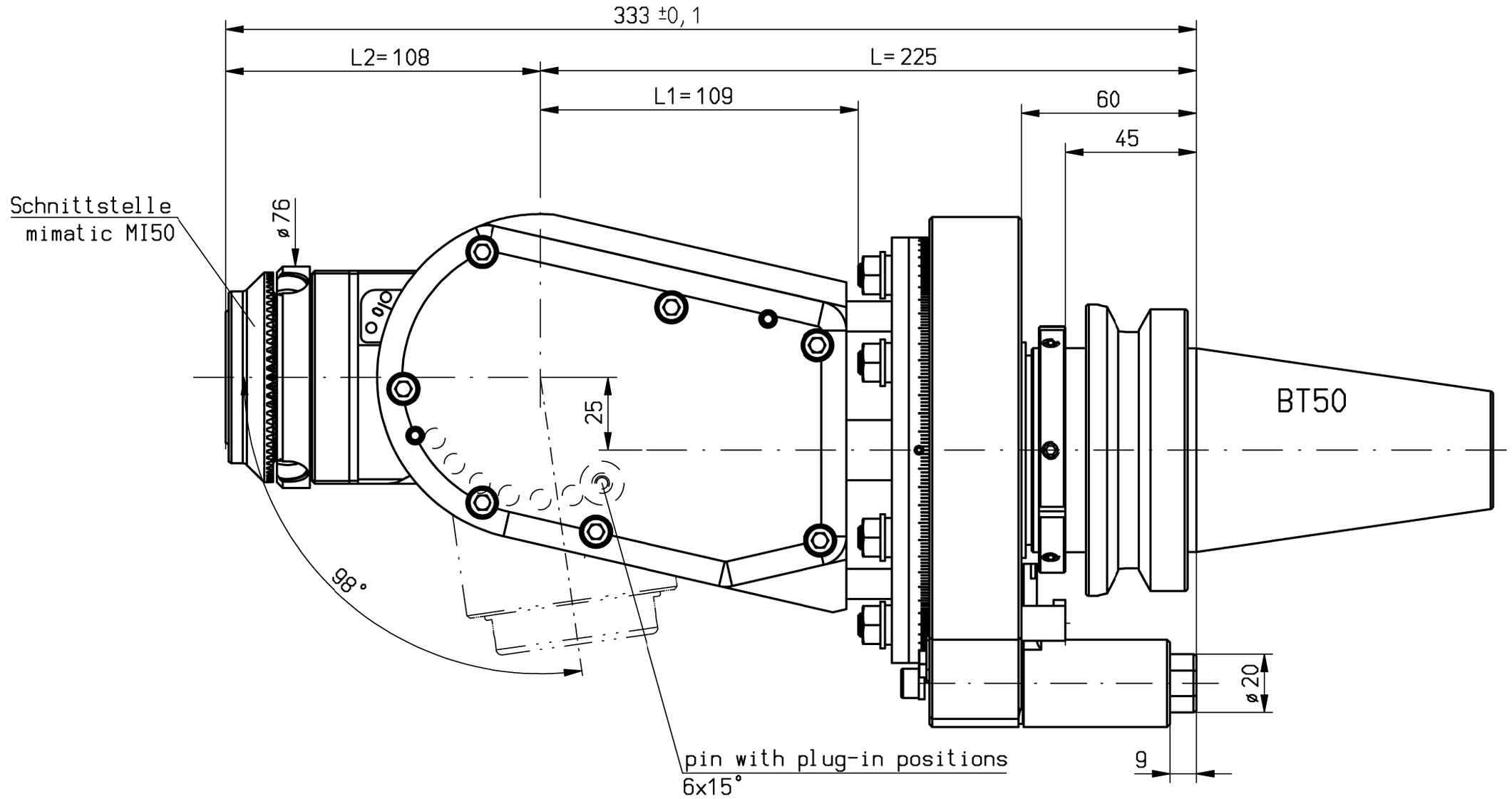

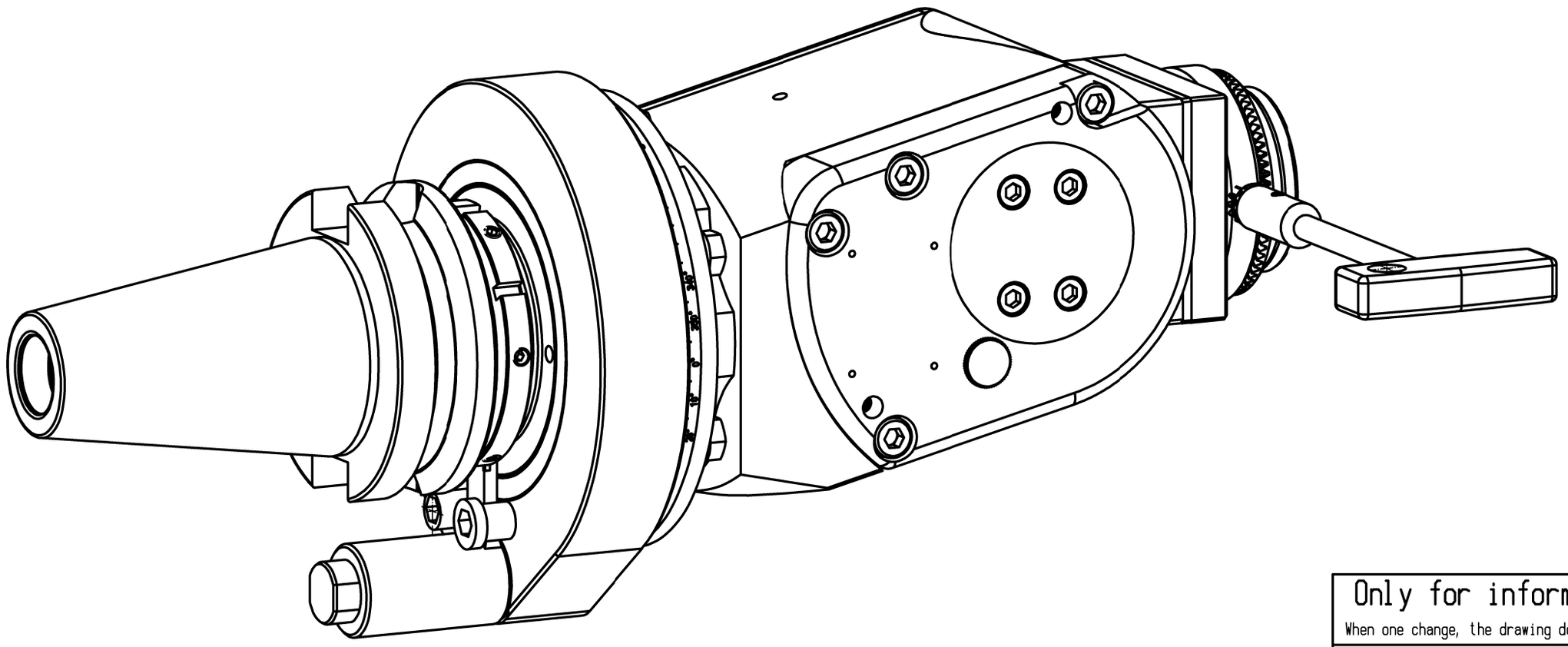

n1(max) = 6000 U/min
n2(max) = 6000 U/min
M (max) = 70 Nm
i(n1/n2) = 1 : 1

p(max) = 70bar

Kühlmittelzufuhr i.K. durch die Spindel
internal coolant supply through the spindle

keine Drehrichtungsumkehr
direction of rotation not reversal

Gewicht ca. 19,0 kg
weight around 19,0 kg

Kopf 360° drehbar
head 360° adjustable

Only for information !

When one change, the drawing does not interchange

copyright at these designs and all supplements which are personally entrustet to the receiver remain at any time to our company.
Without our written permission they may not be copied or multiplatet. Also never third bersons to be communicatet or made accesible
Fa. mimatic-Zettl GmbH

A167553	ID-Nr.	Allg.Tol. ISO 2768-m 09.06.2015	ZWN-BL
	manuelle Änderung		
		Datum	Name
		Bearb. 06.06.2008	Dorn
		Gepr. 09.06.2015	Schmalholz
		Norm	
		CAD: C:00115125.SZA	
		Zeichnungs-Nr.: 00030310	
02	IK-Überg.+Index. akt	09.06.2015	Schma
01	Umbau auf MI-Einhand	21.01.2010	Dorn
Zust.	Änderung	Datum	Name

Urspr. 00023255

Maßstab 1:1.5

Werkstoff: Maßblatt

mimatic® Tool Systems

mimatic GmbH 87488 Betzigau – Westendstraße 3
Tel.: 0831/57444-0 Fax.: -90

WK-WS7-BT50-MI50-I
L=225 A=80 i=1:1

Blatt Bl.

Ers. f.: Ers. d.: Plotserver